

FINANCIAL CALENDAR

Financial year end	31 December 2016
Annual General Meeting	22 May 2017

DIVIDEND

(i) Interim Dividend	
Entitlement date	21 October 2016
Payment date	11 November 2016

(ii) Proposed Final Dividend	
Entitlement date	30 May 2017
Payment date	23 June 2017

ANNOUNCEMENT OF 2016 QUARTERLY RESULTS

1 st Quarter	18 May 2016
2 nd Quarter	22 August 2016
3 rd Quarter	21 November 2016
4 th Quarter	24 February 2017

FINANCIAL HIGHLIGHTS

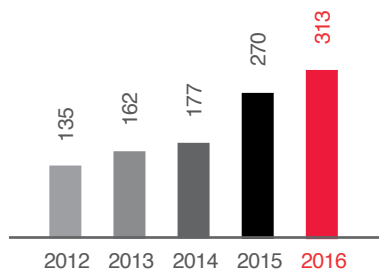
CONSOLIDATED BALANCE SHEET

(RM'000)	2016	2015
Non-current assets	295,281	279,100
Current assets	366,182	354,346
Total assets	661,463	633,446
Current liabilities	103,156	74,712
Financed by:		
Share capital	139,478	139,478
Non-distributable reserves	193,772	193,483
Retained profits	121,266	116,757
Shareholders' funds	454,516	449,718
Deferred tax liabilities	11,993	5,207
Loan and borrowing	91,798	103,809

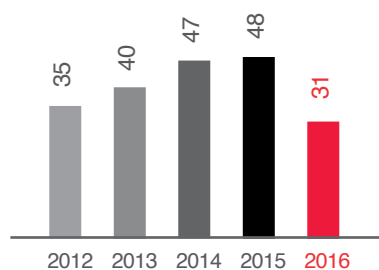
CONSOLIDATED INCOME STATEMENT

(RM'000)	2016	2015
Turnover	312,940	269,794
Profit before taxation	31,479	47,829
Taxation	(4,653)	(11,438)
Profit after taxation	26,826	36,391
Profit attributable to shareholders	26,826	36,391
Dividends	(22,317)	(31,383)
Transfer to retained profits	4,509	5,008

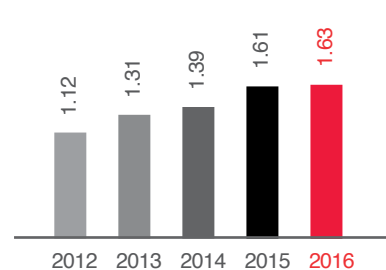
TURNOVER (RM'mil)



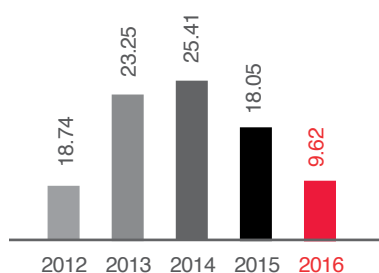
PROFIT BEFORE TAX (RM'mil)



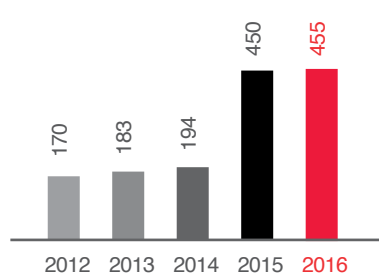
NET ASSETS PER SHARE (RM)



EARNINGS PER SHARE (Sen)



SHAREHOLDERS' FUND (RM'mil)



DIVIDEND PAID (RM'mil)

