

FINANCIAL CALENDAR

Financial year end	31 December 2015
Annual General Meeting	25 May 2016

DIVIDEND

(i) Interim Dividend

Entitlement date	16 October 2015
Payment date	6 November 2015

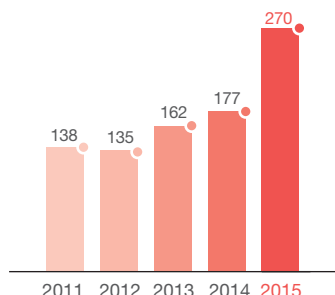
(ii) Proposed Final Dividend

Entitlement date	8 June 2016
Payment date	28 June 2016

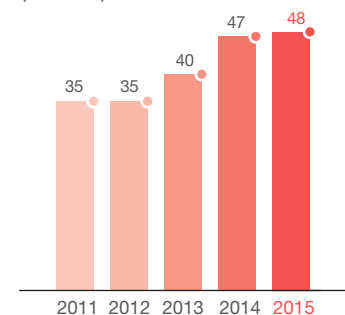
ANNOUNCEMENT OF 2015 QUARTERLY RESULTS

Three months (1st Quarter)	18 May 2015
Six months (2nd Quarter)	25 August 2015
Nine months (3rd Quarter)	24 November 2015
Full year (4th Quarter)	23 February 2016

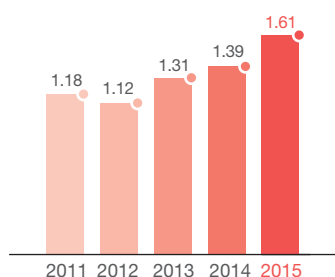
TURNOVER (RM mil)



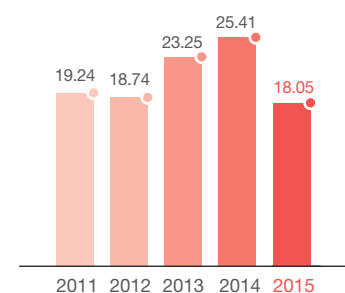
PROFIT BEFORE TAX (RM mil)



NET ASSETS PER SHARE (RM)



EARNINGS PER SHARE (Sen)



FINANCIAL HIGHLIGHTS

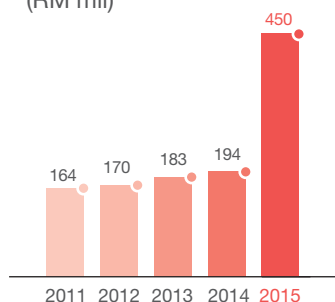
CONSOLIDATED BALANCE SHEET (RM'000)

	2015	2014
Non-current assets	279,100	115,623
Current assets	354,346	106,854
Total assets	633,446	222,477
Current liabilities	74,712	23,347
Financed by:		
Share capital	139,478	69,739
Treasury shares	-	(1,578)
Non-distributable reserves	193,483	13,720
Retained profits	116,757	111,749
Shareholders' funds	449,718	193,630
Deferred tax liabilities	5,207	5,500
Loan and borrowing	103,809	-

CONSOLIDATED INCOME STATEMENT (RM'000)

	2015	2014
Turnover	269,794	176,961
Profit before taxation	47,829	46,501
Taxation	(11,438)	(11,226)
Profit after taxation	36,391	35,275
Profit attributable to shareholders	36,391	35,275
Dividends	(31,383)	(24,294)
Transfer to retained profits	5,008	10,981

SHAREHOLDERS' FUND (RM mil)



DIVIDEND PAID (RM mil)

