

Financial Calendar

Financial year end 31 December 2009
Annual General Meeting 25 May 2010

Dividend

Interim Dividend
Entitlement date 05 October 2009
Payment date 23 October 2009

Proposed Final Dividend
Entitlement date 11 June 2010
Payment date 25 June 2010

Announcement of 2009 Trading Results
Three months (1st Quarter) 26 May 2009
Six months (2nd Quarter) 26 August 2009
Nine months (3rd Quarter) 20 November 2009
Full year (4th Quarter) 23 February 2010

Financial Highlights as at 31 December

Consolidated Balance Sheet

	2009 (RM'000)	2008 (RM'000)
Property, Plant and Equipment	74,840	55,369
Current assets	98,524	95,011
Total assets	173,364	150,380
Current liabilities	16,985	16,041

Financed by:

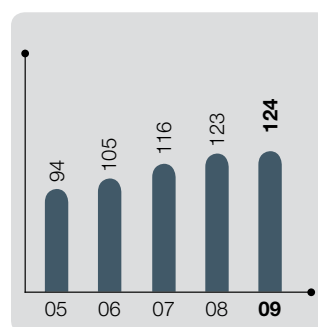
Share capital	69,739	69,739
Treasury shares	(1,578)	(1,578)
Non-distributable reserves	14,169	14,169
Retained profits	60,408	48,222

Shareholders' funds	142,738	130,552
Deferred tax liabilities	4,466	3,787
Loan and borrowing	9,175	-

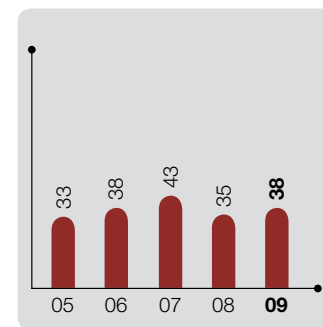
Consolidated Income Statement

	2009 (RM'000)	2008 (RM'000)
Turnover	123,766	122,872
Profit before taxation	38,215	35,340
Taxation	(7,982)	(7,937)
Profit after taxation	30,233	27,403
Profit attributable to shareholders	30,233	27,403
Dividends	(18,047)	(11,106)
Transfer to retained profits	12,186	16,297

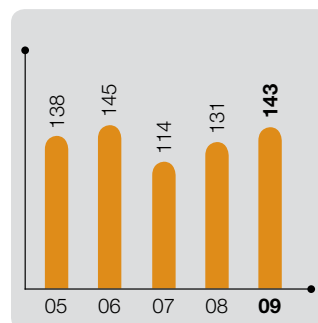
Turnover (RM million)



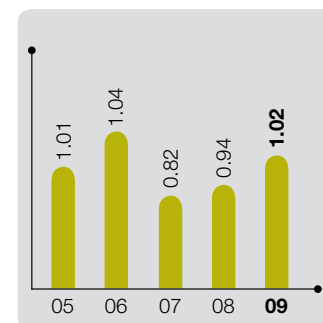
Profit Before Tax (RM million)



Shareholder's Funds (RM million)



Net Assets per Share (RM million)



Earnings per Share (sen)

